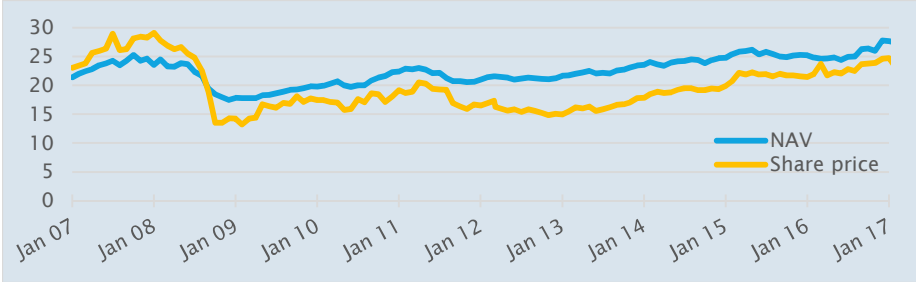


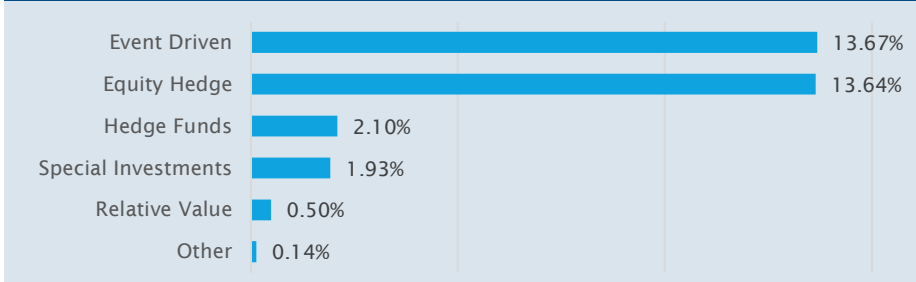


ALTIN AG is a Swiss public company whose share price is linked to the performance of its Subsidiary, Altin Ltd., a closed-ended offshore fund of hedge funds. Aiming to generate absolute annual returns in USD terms, with a lower volatility than equity markets, the portfolio invests in a variety of hedge fund strategies. Traded daily on the SIX Swiss Exchange, ALTIN AG shares provide investors with an easy and efficient access to alternative investments.


Performance Chart



Allocation by Style



Significant Holdings*



* Excluding cash and other assets/(liabilities), net

NAV - Monthly Returns (Net)

Year	Jan	Feb	Mar	Apr	May	Jun	Jul	Aug	Sep	Okt	Nov	Dec	
2017	-0.44%	-0.41%	-0.79%	0.77%									
2016	10.01%	-0.04%	-1.54%	-1.06%	0.25%	0.83%	-1.83%	2.29%	0.12%	5.21%	0.38%	-1.53%	6.90%
2015	2.06%	0.05%	2.46%	1.91%	0.34%	0.79%	-2.80%	1.56%	-1.46%	-1.76%	-0.28%	0.97%	0.38%
2014	5.66%	0.68%	2.06%	-1.66%	-1.21%	2.33%	1.12%	0.12%	1.17%	-0.44%	-2.20%	2.23%	1.45%
2013	10.37%	2.15%	1.00%	1.34%	0.79%	1.27%	-1.86%	0.57%	-0.65%	2.25%	0.88%	1.53%	1.42%
2012	2.85%	1.85%	1.70%	0.91%	-0.12%	-0.95%	-1.55%	0.77%	0.84%	-0.42%	-0.56%	-0.36%	0.77%
2011	-7.52%	0.50%	2.04%	-0.47%	1.13%	-1.38%	-2.50%	0.15%	-3.95%	-2.54%	-0.04%	-1.00%	0.45%
2010	12.47%	-0.31%	0.94%	1.98%	1.78%	-3.52%	-1.34%	1.44%	-0.01%	4.16%	2.42%	1.24%	3.27%
2009	13.55%	2.27%	-0.41%	0.04%	0.05%	2.82%	0.33%	1.51%	1.42%	1.57%	0.52%	1.01%	1.70%
2008	-29.20%	-4.42%	3.83%	-5.02%	-0.14%	2.60%	-0.59%	-5.73%	-3.05%	-10.20%	-4.96%	-2.94%	-2.60%
2007	16.30%	0.80%	2.86%	1.94%	1.95%	2.84%	1.47%	1.85%	-3.35%	3.28%	4.27%	-3.99%	1.60%

Disclaimer The market valuation, terms and calculation contained herein are final but unaudited. Over time, there may be changes to the information currently supplied in this document. No responsibility is taken for amending or correcting any previously supplied information. This material is for private information only and should not be construed as an offer to sell or the solicitation to buy any investment product. The information provided is believed to be reliable, without any guarantee of completeness or accuracy and it should not be relied upon as such. Past performance does not guarantee or predict future performance.

All figures are adjusted for the capital reduction by nominal value repayment and the payment of a dividend through a partial dissolution of the legal reserve from capital contribution approved by the Swiss Federal Tax Administration (of a combined CHF 24) in September 2016.

NAV Update as of 31-Mar-2017

Latest NAV in USD	27.65
Monthly net return	0.77%
YTD performance	-0.44%
Total Net Assets in USD/m	95.40

Share Price as of 31-Mar-2017

SIX Swiss Stock Exchange	
Share Price in USD	23.10
Performance MTD	-0.22%
Performance YTD	-6.10%
Premium/(Discount) to NAV	-16.47%

Altin Facts

Listing Date	1-Dec-1996
Fiscal Year	December End
Share class currency	USD
Listing	SIX
Trading	Daily
Swiss Security Nr	1442452
ISIN Code	CH0014424524
Bloomberg	ALTIN SW
Reuters	ALTIN.S
Reuters Page	ALTIN
Type of shares	Registered shares
Minimum investment	1 share

Contact

Altin AG
Neuhofstrasse 8, CH-6340 Baar
info@altin.ch
www.altin.ch